

**HOMEBASE**

# **BAMBRICK SOFA SET**

Powder-coated steel frame  
Hand woven synthetic rattan  
Toughened glass table top  
Sofa - H64 x W157 x D75  
Chairs - H60 x W66 x D74cm  
Table - H30 x W50 x D50cm  
Footstools - H26 x W45 x D45cm



## **INSTRUCTION MANUAL**

**IMPORTANT:** Please read these instructions before using the product. Retain instructions for future use.  
HHGL Limited, MK9 1BA; HHGL (ROI) Limited, D02 X576

## **SAFETY AND CARE ADVICE**

Please read these instructions fully before starting assembly.

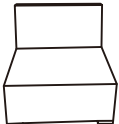



- Check that you have all the components and appropriate tools listed in this manual before starting assembly.
- Remove all fittings from their plastic bags and separate them into their groups.
- Keep children and animals away from the work area; small parts could choke if swallowed.
- Make sure you have enough space to lay out the parts before starting.
- Do not stand or put weight on the component parts during assembly, as this could cause damage.
- Assemble on a soft, level surface, to avoid damaging the unit or your floor.
- Two-person assembly is recommended.
- Please note: the cushions are not weatherproof and should be stored indoors if not in use.
- This product is made from toughened glass, which is strong but not unbreakable. In the unlikely event that the glass fails, it will break into a large number of small fragments that may be spread over a wide area. This is a feature of toughened glass and is designed to remove the risk of injury from glass breaking into large shards.
- If the glass is chipped or broken, stop using the product.
- Tables should not be dragged at any time.
- Do not strike or place heavy weight on the table.
- Do not place hot items directly onto the glass.
- Avoid dropping objects on the glass, as this may weaken or shatter it.
- Do not use the glass as a chopping surface. Do not strike the glass with hard or pointed items.
- Dispose of all packaging materials carefully and responsibly.

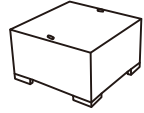

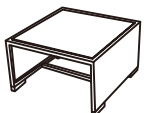

## **IMPORTANT INFORMATION**

- Only clean using a damp cloth and mild detergent; do not use bleach or abrasive cleaners.
- This product should not be discarded with household waste. Take to your local authority waste disposal centre.
- To prolong the life of this unit, we recommend it is stored inside during winter or extended periods of bad weather.

# COMPONENTS

Please check you have all components listed below. If you have any missing or damaged components, please contact your local store.

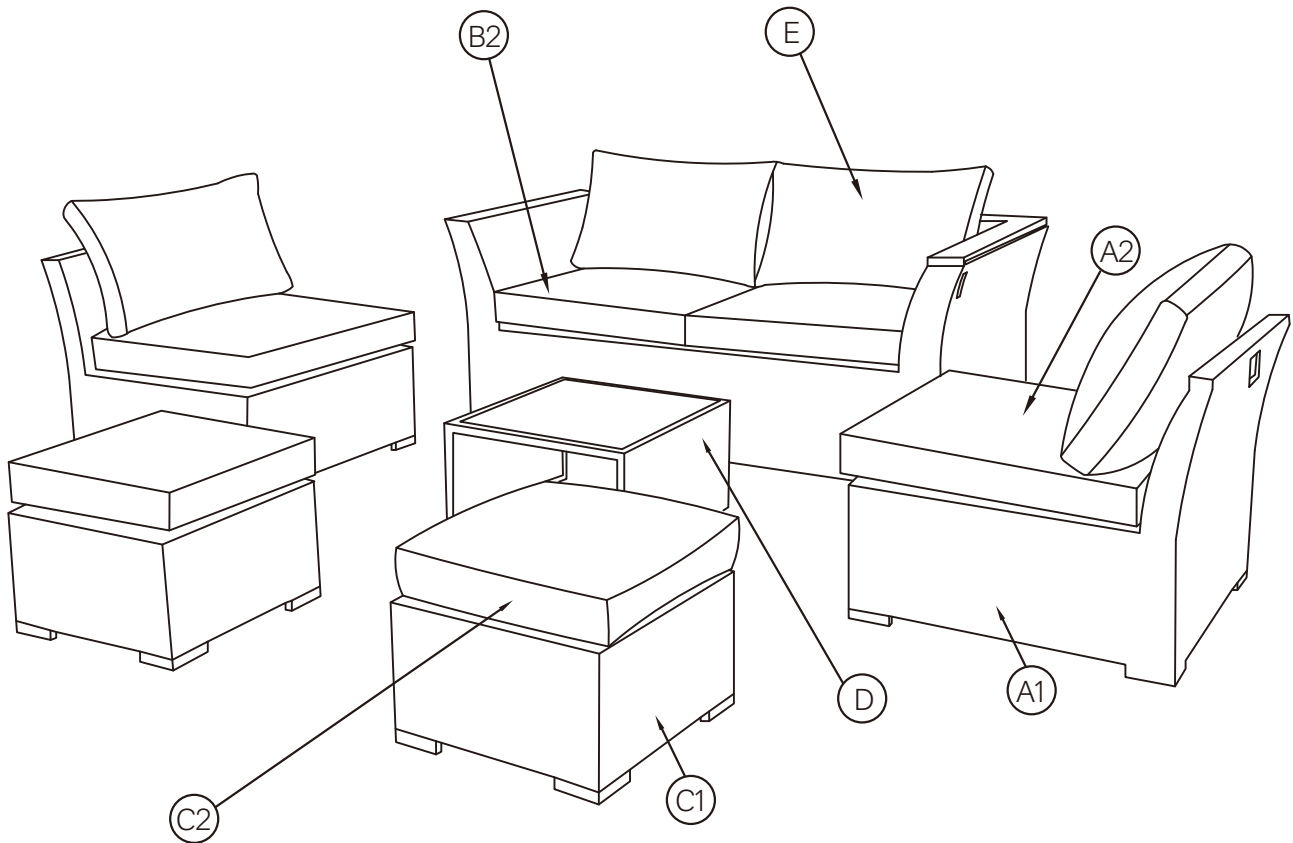
<b>A1</b>	 Chairs	2
<b>A2</b>	 Seat cushions	2
<b>B1</b>	 Sofa	1
<b>B2</b>	 Seat cushions	2

<b>C1</b>	 Footstools	2
<b>C2</b>	 Seat cushions	2
<b>D</b>	 Table	1
<b>E</b>	 Back cushions	4

# INSTRUCTIONS

## Step 1

This sofa set comes fully assembled, all you need to do is place the seat and back cushions on to the sofa, chairs and footstools.



## Step 2

When not in use, insert the two chairs (A1) into the sofa armrest (B1) and close the doors. Please see illustration below for reference.

