

HOMEBASE

SOPHIA OCCASIONAL SOFA

H77cm x W127cm x D71cm

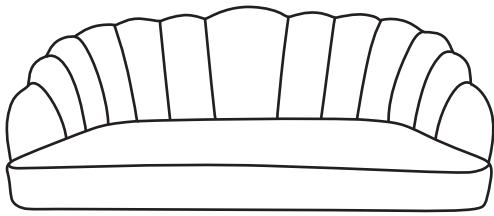


INSTRUCTION MANUAL

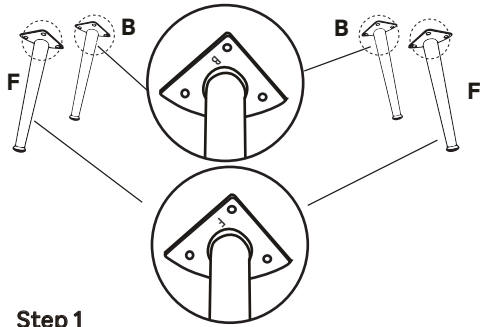
IMPORTANT: Please read these instructions before using the product and retain for future use.

HHGL Limited MK9 1BA HHGL (ROI) Limited D02 X576

ASSEMBLY INSTRUCTIONS





PLEASE CHECK THAT YOU HAVE ALL THE PARTS LISTED BEFORE YOU START ASSEMBLY. IF YOU DO FIND THAT SOMETHING IS MISSING, DO NOT CONTINUE ASSEMBLY. AND CONTACT YOUR LOCAL STORE.



Parts:

No.	Description	Qty
1	Chair body	x1
F	Front chair leg	x2
B	Back chair leg	x2

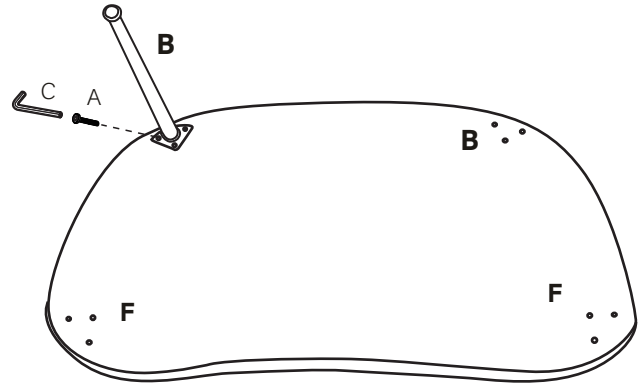
Fittings:

No.	Description	Qty
A	Bolts 	x 12
c	Allen key 	x 1

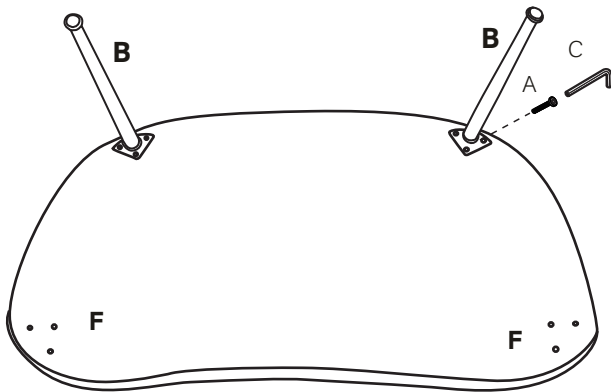
Step 1

Place the Chair body (1) bottom-side up on a clean and safe surface.
 Take legs out of the underside of the chair.
 Attach an individual Front Chair Leg (F) using Bolts (A).
 Attach an individual Back Chair Leg (B) using Bolts (A).
 All bolts are universal.
 Tighten with the Allen Key (C). Do not over-tighten Bolts.
 Turn the chair right-side up.

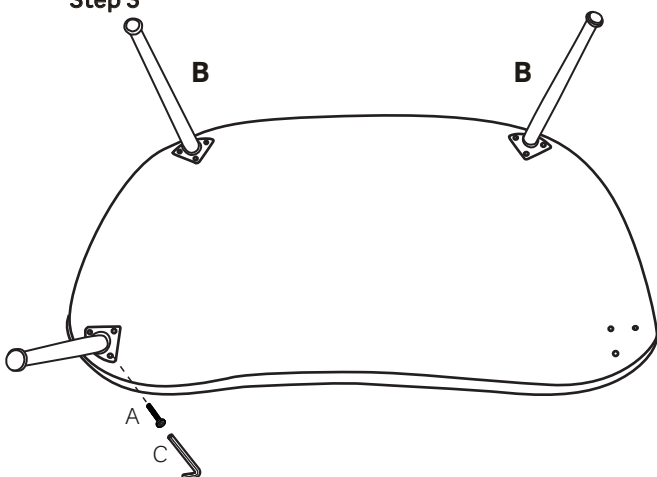
Step 1



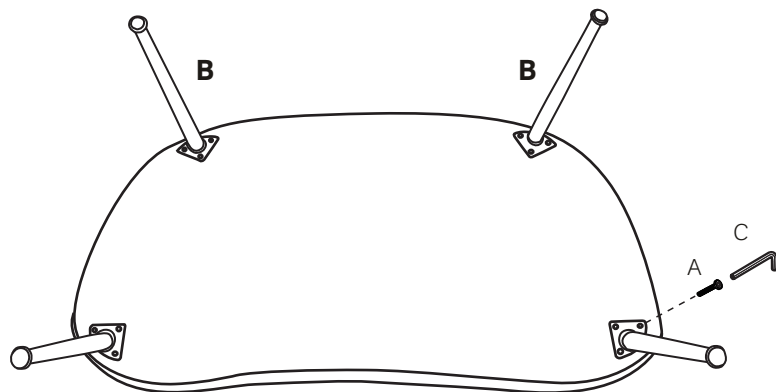
Step 2



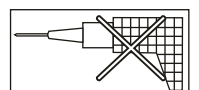
Step 3



Step 4



THE USE OF POWER TOOLS TO ASSEMBLE THIS PRODUCT WILL INVALIDATE ANY WARRANTY AND MAY DAMAGE THIS PRODUCT MAKING IT UNSAFE.



General care for Velvet:

Over time, velvet can become crushed and change in appearance slightly, however, there are some simple measures you can take to preserve its softness and alluring appeal.

For items of velvet furniture that are facing heavy use, it's advisable to gently vacuum the fabric with an upholstery attachment at least once a week. Alternatively, you can also use a soft bristled brush or clothes brush, ensuring to brush in the direction of the nap of the fabric.

Velvet is prone to marking, so be mindful not to leave anything heavy resting on your furniture for too long as this can cause marks and dents. Should this happen, pressure marks can be easily removed through light steaming and brushing the affected area.

To help prevent wrinkles, especially on sofas or armchairs where cushions and covers can be removed, it's worth turning and shaking them regularly. This will help to avoid any long-term creases which may be more difficult to remove.