

HOMEBASE

SET OF 5 ACRYLIC PENGUINS LED LIGHTS



INSTRUCTION MANUAL

Important: Please read these instructions before using the product and retain for future use.

HHGL Limited, MK9 1BA; HHGL (ROI) Limited, D02 X576

Product Specification	
Overall Dimensions	H15 x W6 x D7cm
Overall Wire Length	2.5m
Battery Operated	3 x AA batteries required
Number of LEDs	40

Contents

- 1 x set of 5 acrylic penguins LED lights

Caution

- Do not leave used batteries for long periods in the battery compartment.
- Do not mix old and new battery types, replace all batteries at the same time.
- Remove batteries if the lights are unlikely to be used for extended periods.

Lights

The LEDs are a non-replaceable LED type, but have been manufactured to last for a long time.

General handling and installation

- Handle lights with care, do not allow heavy contact with hard surfaces.
- Lights should be kept out of reach of small children and pets.





To operate

Press the button on the battery compartment to turn the lights ON.

Press the button again to turn the lights into timer mode. The lights will automatically turn off in 12 hours.

Battery replacement

1. When the light becomes dim, the batteries need replacing.
2. Open the battery compartment by sliding off the cover.
3. Replace all the batteries with new AA size batteries (Alkaline recommended).
4. Observe the correct polarities as marked when replacing the batteries.
5. Refit the cover.

 Recycle	<p>The packaging material is recyclable. Dispose of the packaging in an environmentally safe manner and make it available for the recyclable material collection service.</p>	
	<p>Dispose of the product in an environmentally safe manner when you decide to part with it. This device should not be disposed of with household waste. Dispose of it at a recycling centre, check with your local authority or store for recycling advice. Please note that all products with this symbol must be recycled.</p>	 light set