

HOMEBASE

NEON FLASHING STAR SILHOUETTE



INSTRUCTION MANUAL

IMPORTANT: Please read these instructions before using the product and retain for future use.

HHGL Limited, MK9 1BA; HHGL (ROI) Limited, D02 X576

Product Specification	
Overall Dimensions	H56 x W53.5cm
Cable Length	5m lead-in cable
Transformer	IP44, Output 31V AC Max. 3.6W
Number of LEDs	300

Contents

- 1 x neon flashing star light
- 1 x power transformer

Caution

- Do not switch on whilst the product is still in the packaging.
- Disconnect from the mains when not in use.
- Do not leave cables lying in water or wet areas.
- Do not expose to sources of heat, naked flames or submerge in water.
- Discard the product if the transformer is damaged.
- When installing, make sure the wire insulation and any parts of the silhouette do not pass over sharp objects.

Transformer

The transformer reduces mains voltage from 240V down to a safe low operating voltage. Please note, if the silhouette is used outdoors, the transformer must be kept under proper shelter or plugged into a suitable weather protected power outlet.

Transformer and kit precautions

- Always use the transformer that came with the kit to operate it – check the labelling on the transformer matches with the silhouette.
- Do not use an incorrect transformer as it can damage the LEDs inside.
- Do not try to run more than one kit off a transformer or try to electrically interconnect two or more transformers.
- The transformer will run warm to touch, always keep it in a well ventilated position. Do not cover with carpet, soft furnishings or other materials.
- Keep the transformer and the 240V wiring at least 4 metres away from a pool or spa.
- Avoid using 'stacked' double adaptors, use a power board instead to plug in several kits.
- If you use an extension cable, use the right length for your needs. Do not chain several extension cables. Ensure the cables are not in wet areas.

Lights

The LEDs are a non-replaceable LED type but have been manufactured to last for a long time.

General handling and installation






- Check that all LEDs in the kit are operating before installation.
- Unwind the lead-in cable cord from the transformer.
- Connect the plug attached to the lead-in cable with the socket on the transformer. Tighten with a weatherproof cap afterwards.
- Hook the silhouette light in your desired location.
- Depending on the location selected, additional fixing aids may be required to secure the silhouette firmly, especially when it is installed outdoors.
- Silhouettes should be kept out of reach of small children. Although the voltage is a safe low voltage, small children may tamper with the lights.
- Ensure the silhouette and transformer are not positioned where they can be inadvertently damaged by doors, moving objects, people or animals.
- Take care when using ladders – ensure that you have stable footing and do not over reach.

Troubleshooting: LEDs do not light up

- Check if the unit is connected to the mains power and is switched on.
- Check the connection between the transformer and the lead-in wire plug is securely connected.
- Check with another working mains power outlet.

Disposal and recycling

Electrical products are labelled with the wheellie bin symbol to indicate that they are to be collected and recycled at end of life. Users of electrical products should not dispose of them as unsorted municipal waste but use the separate collection facilities available. Check with your local authority for recycling advice. Customer participation is encouraged to minimise any potential effects on the environment and human health from the potential presence of hazardous substances.

 Recycle	<p>The packaging material is recyclable. Dispose of the packaging in an environmentally safe manner and make it available for the recyclable material collection-service.</p>	
	<p>Dispose of the product in an environmentally safe manner when you decide to part with it. This device should not be disposed of with household waste. Dispose of it at a recycling centre, check with your local authority or store for recycling advice. Please note that all products with this symbol must be recycled.</p>	 transformer  light set IP44