

FLOATING PHOTO SHELF

Parts List



A x3pcs



B x3pcs

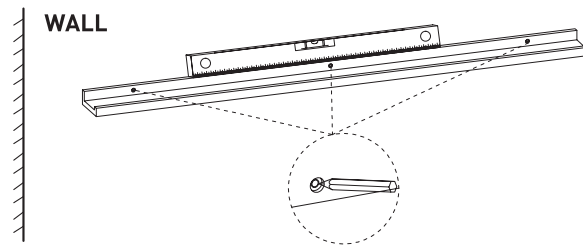


C x3pcs

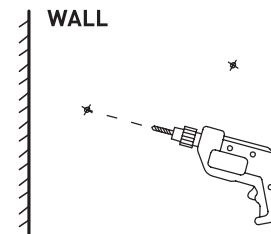


D x3pcs

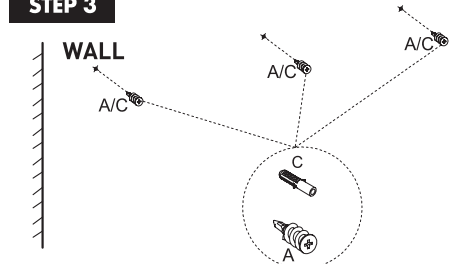
STEP 1



STEP 2




STEP 3

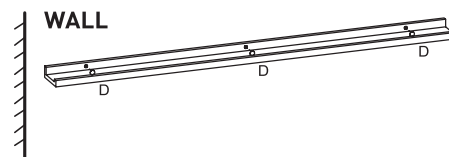


⚠ Please use different plastic expansion bolts for different walls.

STEP 4



STEP 5



MAX 5KG*
PLASTERBOARD

MAX 5KG*
MASONRY

*LOAD EVENLY DISTRIBUTED