

# NEW FORMULA OPTIMA+ ROUNDUP® CONCENTRATE WEEDKILLER - 540ML

Ideal for paths, patios, drives and flower beds

Degraded in soil by micro organisms

- TREATS UP TO 810 m<sup>2</sup>
- KILLS THE ROOTS SO WEEDS DON'T COME BACK

Use weedkillers safely. Always read the label.

**ROUNDUP OPTIMA+ Kills most garden weeds with a single application.**

This product is a home garden weedkiller for use on unwanted vegetation and areas not intended to bear vegetation (e.g. weeds growing through all hard surfaces including drives, patios, paths, tarmac, gravel and paving).

**DO NOT USE ON LAWNS AND OTHER WANTED PLANTS.**

## ROUNDUP OPTIMA+

ROUNDUP OPTIMA+ is a non-selective, translocated weedkiller that is absorbed by leaves and moves throughout the entire plant, above and below ground, to control annual and perennial weeds, including grasses and deep rooted perennial weeds. It also controls Brambles, Bracken, Nettles, and other tough and woody weeds. ROUNDUP OPTIMA+ is degraded by micro-organisms in the soil.

**KEEP CHILDREN AND PETS OUT OF TREATED AREAS UNTIL DRY**


## INSTRUCTIONS FOR USE

- Apply as a foliar spray to weeds at any time when the weeds are actively growing and have adequate leaf area to absorb the spray.
- Avoid spraying when rain is imminent. Rain within 6 hours of spraying may reduce effectiveness, so repeat treatment may be necessary.
- Avoid spraying in windy conditions, as spray drift to lawns and other wanted plants will damage or destroy them.
- Avoid all other spray contact with cultivated plants. If cultivated plants are treated by mistake, IMMEDIATELY AND THOROUGHLY wash off the weedkiller with ample water.

### When to use

ROUNDUP OPTIMA+ controls annual weeds and most perennial weeds around the garden and on areas not intended to bear vegetation such as hard surfaces, patios, drives, tarmac, paths and gravel areas. It can be used to clean up weedy ground before planting vegetables, flowers, bushes and trees, and to renovate overgrown areas. Direct spray away from ponds and other surface water bodies. DO NOT USE ON WANTED PLANTS. DO NOT USE ON AREAS OF LAWN UNLESS YOU WANT TO KILL IT. DO NOT USE UNDER POLYTHENE OR GLASS.


## Where to use examples



Clear weeds around walls, fences, trees and shrubs



Renovate overgrown areas



Clear weeds from drives and patios



Do not use with a watering can



Avoid drains and water points

## How to use


Although not a requirement, as good practice, we recommend wearing waterproof gloves and gardening footwear.

Work out the amount of spray solution needed by using the table below. Fill the sprayer with clean water to about 50% of the needed solution. Add the measured amount of concentrate (use the measuring cap).

Shake gently and add clean water to the total amount needed. Close the sprayer; put it under pressure; direct the nozzle to the target weeds and spray. Apply by sprayer to lightly wet the leaves. 1 litre is approximately 2 pints. 5 litres is approximately 1 gallon.

Do not apply through, or store in, galvanised or unlined steel sprayers or watering cans. Weeds show effects within 1-4 weeks. Dead or dying weeds can be dug in or composted without harming future plants.


## Annual and perennial weeds (Foliar applications)

ROUNDUP OPTIMA+ to be added to: Sprayer - 1 litre of water		Area treated	When to treat 
<b>Annual weeds :</b> Chickweed, Speedwell, Annual Meadow-grass	20 ml	30 m <sup>2</sup>	<i>When actively growing, usually February – November</i>
<b>Perennial grasses :</b> Including Couch	30 ml	30 m <sup>2</sup>	<i>When actively growing, usually February – November</i>
<b>Tough perennial deep rooted and broad-leaved weeds :</b> Bindweed, Dandelions, Docks, Ground Elder, Thistles (see below#)	30 ml	30m <sup>2</sup>	<b>Dandelions, Docks:</b> <i>When actively growing, usually April – October</i> <b>Bindweed, Ground Elder, Thistles:</b> <i>around the time of flowering</i>
Areas not intended to bear vegetation	30 ml	30m <sup>2</sup>	<i>When actively growing, usually February – November</i>
Lawn destruction	40 ml	30m <sup>2</sup>	<i>Treat in a period of active growth</i>

## Lawn Destruction

Apply ROUNDUP OPTIMA+ to actively growing lawn before the onset of dormancy, usually between May and September. Allow at least 7-10 days for ROUNDUP OPTIMA+ to be translocated to the roots of treated lawn. Remove dying and dead lawn. Either re-seed with grass seed or re-turf according to seed or turf providers instructions. ROUNDUP OPTIMA+ should not be used on areas of lawn unless the user wants to kill it.

## Brush weeds and saplings (Foliar applications)

ROUNDUP OPTIMA+ to be added to: Sprayer - 1 litre of water		Area treated	When to treat 
<b>Brush weeds :</b> Brambles, Nettles, Horsetail (see below#), Bracken	20 ml	30 m <sup>2</sup>	<b>Brambles, Nettles, Scrub :</b> <i>June – September</i> <b>Horsetail, Bracken :</b> <i>July – August</i> <b>Fully grown Nettles :</b> <i>cut back in early summer and treat regrowth in September</i>
Rhododendron	60 ml		

# Some tough weeds (e.g. Horsetail and Ground Elder) may need a repeat treatment if regrowth appears.

### Restriction

If not applied as a spot treatment, the maximum yearly dose must not exceed the dose indicated in the above crop tables. Do not walk or allow children and pets into treated areas until the product has dried on leaves to avoid transfer to lawns and other desired vegetation.

Replanting and sowing	
<b>Light cover of annual weeds :</b>	Replanting/sowing can commence the day after treatment.
<b>Dense cover, including perennial weeds :</b>	Leave at least 7 days for the weedkiller to move to underground roots and shoots before digging or cultivating soil.

After application, rinse the sprayer three times, pouring rinse water over bare ground. Triple rinse the empty bottle and pour rinse water over bare ground.

## FIRST AID

Eye contact: Immediately flush with plenty of water. If easy to do, remove contact lenses.

Skin contact: Take off contaminated clothing, wristwatch, jewellery. Wash affected skin with plenty of water. Wash clothes and clean shoes before re-use.

Inhalation: Remove to fresh air.

Ingestion: Immediately offer water to drink. Never give anything by mouth to an unconscious person. Do NOT induce vomiting unless directed by medical personnel. If symptoms occur, get medical attention.

## RISK AND SAFETY INFORMATION

**To avoid risks to human health and the environment, comply with the instructions for use.**

**Read label before use.** • Keep out of reach of children. • Keep product away from food and drink • If medical advice is needed, have product container or label at hand. • Keep product in original container • Dispose of contents/container to a household waste recycling centre as hazardous waste except for empty containers which can be disposed of by recycling. • Contact your local council for details.

## ENVIRONMENTAL PROTECTION

**Do not contaminate water with product or its container. Do not empty into drains.**

ROUNDUP OPTIMA+ is a soluble concentrate containing 170 g/l (15.04 %w/w) glyphosate acid (present as 208 g/l (18.43 %w/w) potassium salt of glyphosate)

**Roundup® is a registered trade mark of Monsanto Technology LLC. ©Monsanto**

**Monsanto Roundup, Lawn & Garden, Salisbury House, Weyside Park, Catteshall Lane, Godalming, Surrey, GU7 1XE. Telephone: 0870 530 1010**

**Authorisation holder: Monsanto UK Ltd., PO Box 663, Cambourne, Cambridge CB1 0LD**

**PROTECT FROM FROST**

**[roundup-garden.com](http://roundup-garden.com)**



**Keep children and pets  
away from treated areas  
until spray has dried**

